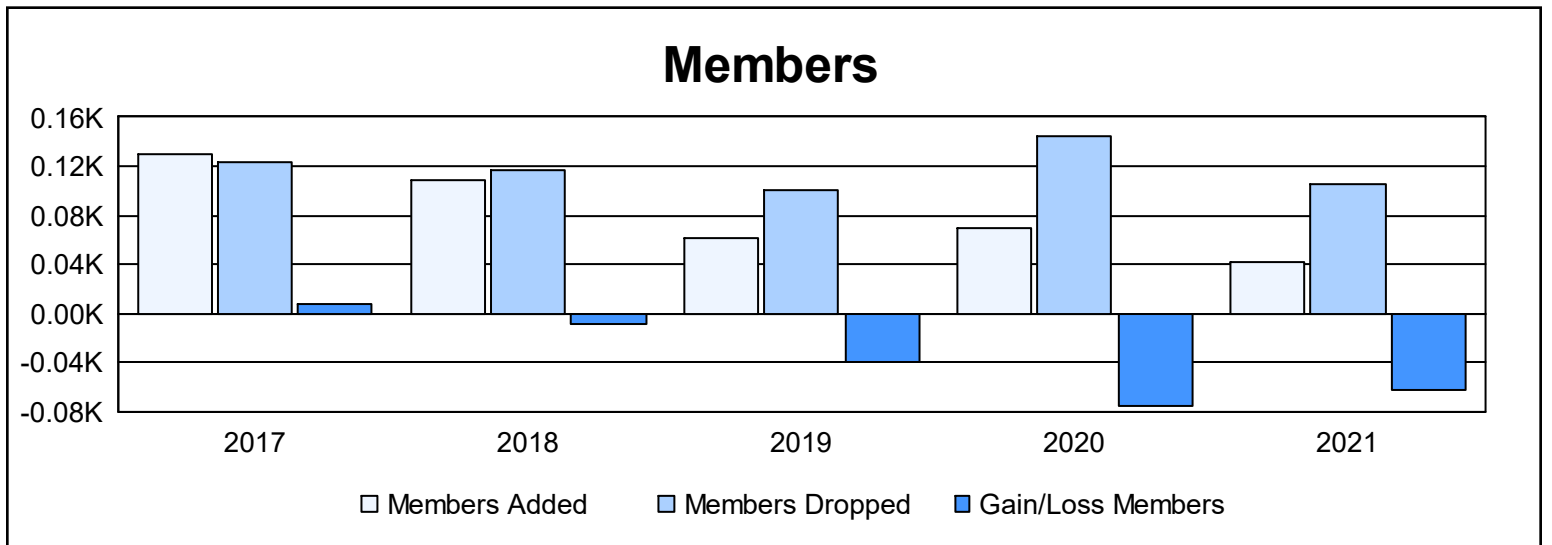
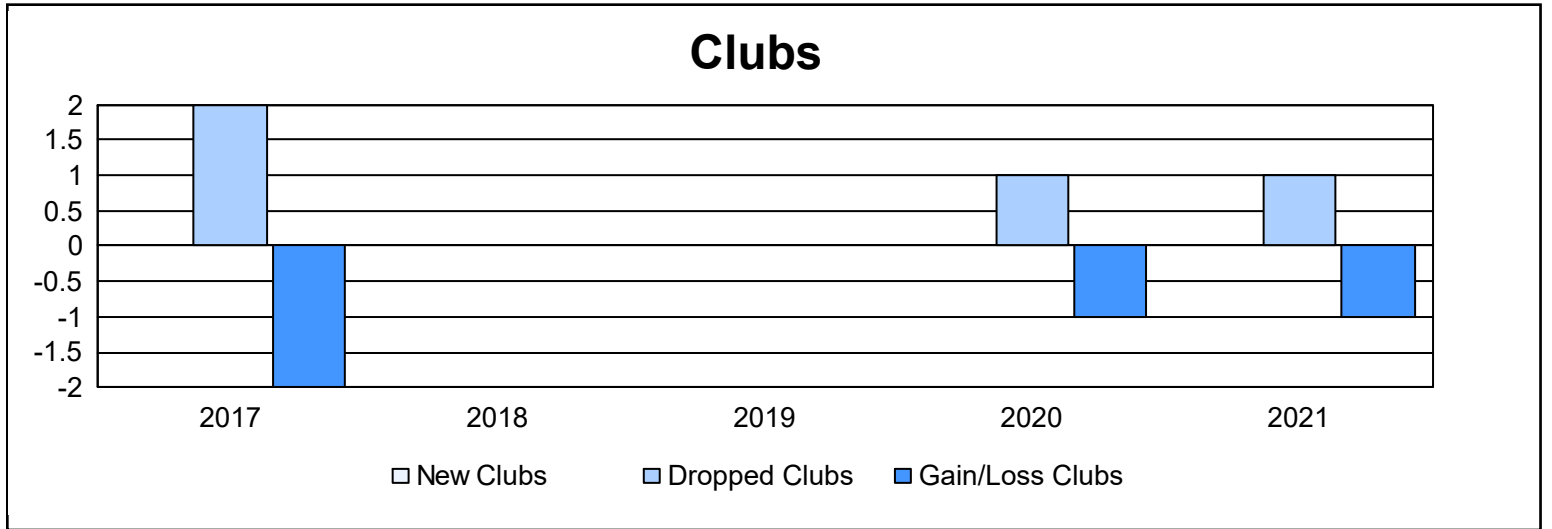
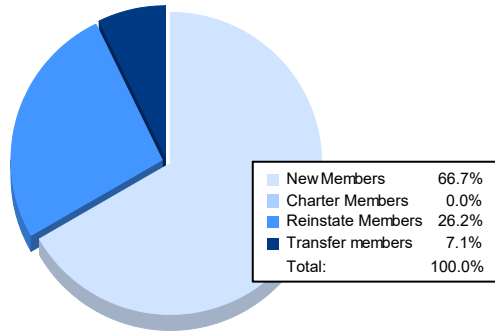


| Year | New Clubs | Dropped Clubs | Gain/ Loss Clubs | New Members | Charter Members | Reinstate Members | Transfer Members | Total Member Added | Total Members Dropped | Gain/ Loss Members |
|----------------|-----------|---------------|------------------|-------------|-----------------|-------------------|------------------|--------------------|-----------------------|--------------------|
| 2016-2017 | 0 | 2 | -2 | 109 | 1 | 4 | 16 | 130 | 123 | 7 |
| 2017-2018 | 0 | 0 | 0 | 99 | 1 | 5 | 4 | 109 | 117 | -8 |
| 2018-2019 | 0 | 0 | 0 | 52 | 0 | 4 | 5 | 61 | 101 | -40 |
| 2019-2020 | 0 | 1 | -1 | 50 | 1 | 1 | 17 | 69 | 145 | -76 |
| 2020-2021 | 0 | 1 | -1 | 28 | 0 | 11 | 3 | 42 | 105 | -63 |
| Average | 0 | 1 | -1 | 68 | 1 | 5 | 9 | 82 | 118 | -36 |



Membership Composition June 2021 Cumulative



Gender Composition June 2021 Cumulative

